



**Welcome to Year 11  
Information Evening**



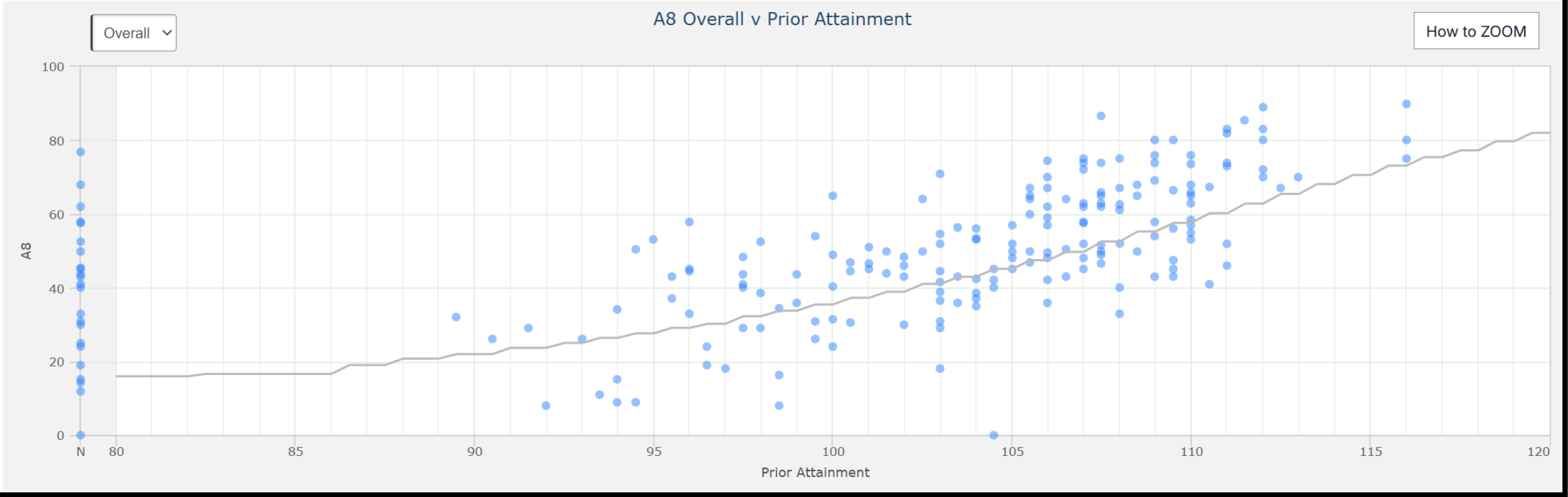


4.97



20<sup>th</sup> August 2026 – GCSE Results day

# Attainment 8 vs Prior Attainment



# Careers

Aspire

[Careerpilot.org.uk](http://Careerpilot.org.uk)

Mrs Farr

[Unifrog.org.uk](http://Unifrog.org.uk)

Careers Fair

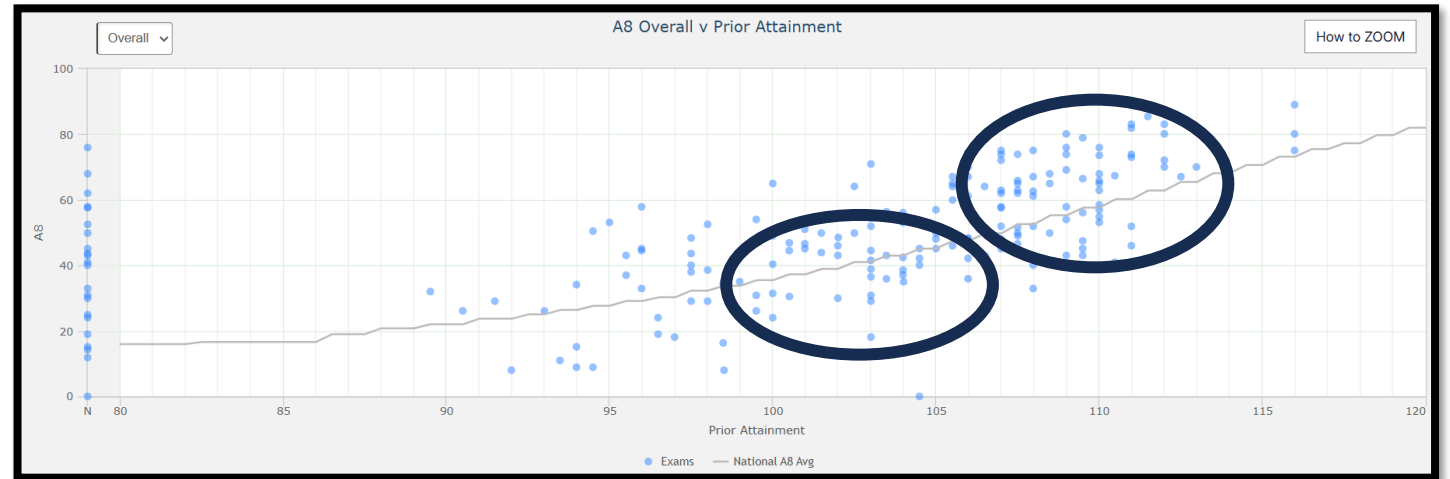
Open Evenings

Careers Bulletin



# Attendance

Attendance	Effect on Results (per GCSE or equivalent)
96 – 100%	+1.4
92 – 95.9%	-0.7
90 – 91.9%	-1.5
85 – 89.9%	-1.9
80 – 84.9%	-2.7
0 – 79.9%	-3.3




# Mock Exams – How to revise


- Term 2 (Starting 24<sup>th</sup> November)
- Attendance
- Exam ‘prep’
- Content studied so far
- ‘Real time grade’
- Replicate summer experience (JCQ rules)



Recommended  
Effective  
Revision  
Techniques



### How To Use This Booklet



- ✓ This booklet is to **help you get set up for effective revision**
- ✓ It has lots of **ideas and things to try** - you **do not** need to do them all
- ✓ Find a **technique that works for you and use it**
- ✓ The most important thing is you **do something – rather than nothing**
- ✓ Its important to involve other people, use your friends and family, test yourself regularly and have a break
- ✓ Revision is hard work, but **it can be fun**, it does **not need to take all your time**
- ✓ Do not over think it! Working hard at school, plus a bit extra, well planned to suit you is the **best combination!**

### TECHNIQUES THAT DO NOT WORK!

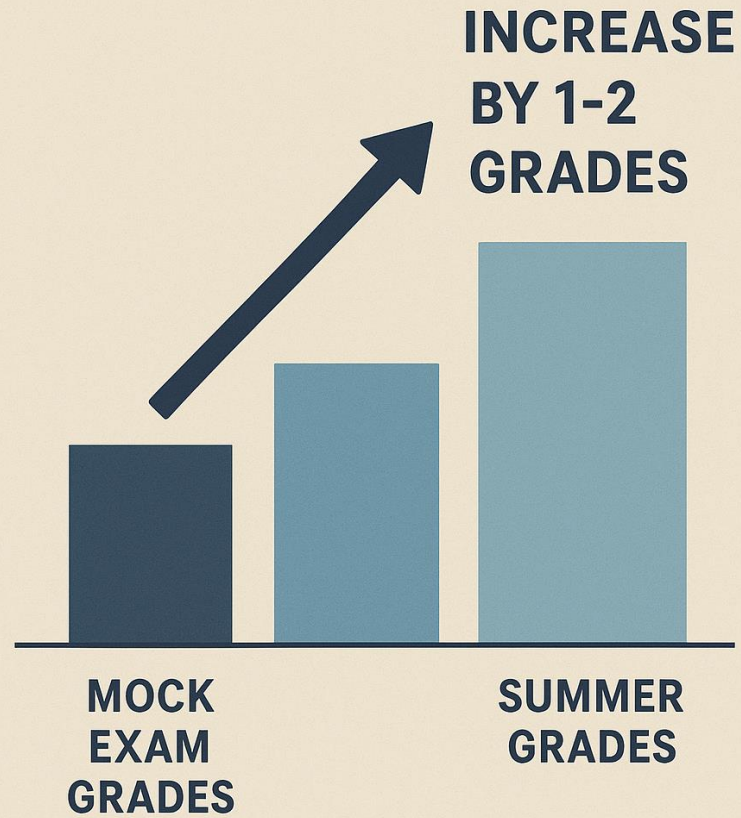
- Revision techniques that **require little effort are ineffective**
- **You need to process information by meaning rather than visually**
- This requires more effort
- This means more cognitive demands- making your brain think!
- This leads to being able to recall more from your memory

**AVOID**

- × Highlighting lots of information
- × Cramming
- × Rereading information
- × Copying everything down word for word
- × All of the above techniques require little brain effort and you process the information visually rather than understanding what it means


# Mock Exams

## MOCK EXAM GRADES TO SUMMER GRADES



# Prep time and Cover room

**PREP  
TIME  
BEE  
PREPARED**




# Monday send outs – Tuesday after schools – Lunch time clubs


- Starting term 2
- Weekly communication from school
- Monday message
- CVS video link of subject content
- Tuesday subject focus
- Weekly lunchtime Year 11 subject offer

## Chew Valley School Year 11 ~ No.10

Incredibly useful subject videos this week– a double Science!  
<https://www.chewvalleyschool.co.uk/year-11-information>




**Lunchtime Revision clubs on this week**



Day	Subject
Monday	English E4 French (H) - L14 French (F) - L4
Tuesday	Maths - M5 Physics - S9 (Afterschool) Tuesday club
Wednesday	HSC - D3 (Afterschool) Wednesday club
Thursday	Spanish (H) - L13 Spanish (F) - L15
Friday	DT and Food - T5

**Subject Videos**

Subject	Topic	Video link
Science	Physics Revision Paper 2	<a href="https://vimeo.com/user115470953/phys2?share=copy">https://vimeo.com/user115470953/phys2?share=copy</a>
Science	Chemistry Paper 2	<a href="https://vimeo.com/user115470953/chem2">https://vimeo.com/user115470953/chem2</a>
Computer	Exam Masterclass	<a href="https://vimeo.com/user115470953/csmas?share=copy">https://vimeo.com/user115470953/csmas?share=copy</a>



**Introducing Incredi-cards**


Are you being incredible in lessons?

Collect an Incredi-card from your teacher  
Hand it to Mr Cocks for positive points and prizes


**Afterschool sessions kick off this week!**

**Tuesday Science**  
**Wednesday History**  
Meet in the cover room

**Core Tutor Sessions start this week**  
**It's a Science week!**



Our last full teaching term!  
Get exam ready, be incredible  
Mr Cocks



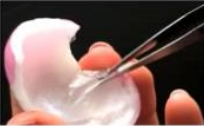


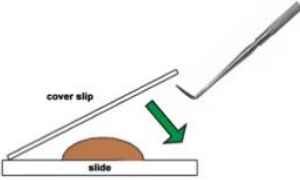
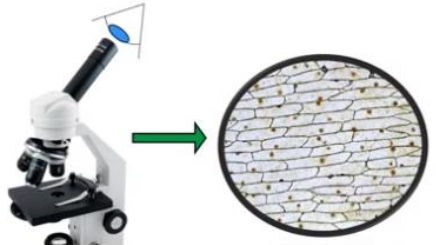


# Monday send outs – Tuesday after schools – Lunch time clubs

**Year 11 Biology 1 Revision**

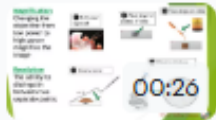
**Resolution**  
Changing the objective from low power to high power magnifies the image

**Resolution**  
The ability to distinguish between two separate points

- 1 Pull inner layer off**  

- 2 Place layer in centre of slide**  

- 3 Two drops on slide**  

- 4 Slowly lower**  

- 5 Observe & draw**  


28:03

vimeo

Video	Views ↕	Impressions ↕	Unique impressions ↕
<input type="checkbox"/> Total	117	238	141
<input checked="" type="checkbox"/>  Year 11 Biology 1 Revision Uploaded Nov 4, 2024	117	238	141





# 80/20 - Bees

**BEE** 

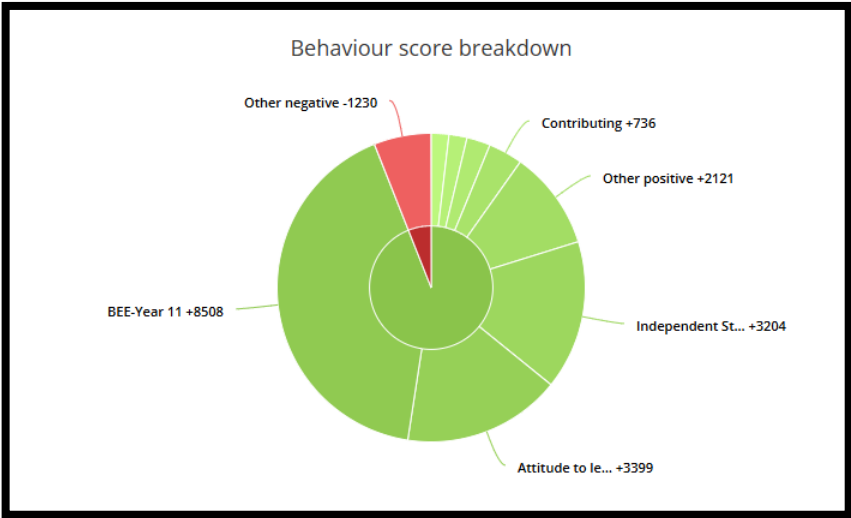
**Best effort every day**

**CHEW VALLEY SCHOOL**

**YEAR 11 2026**



**The**  **Rule**



## Penalties for mobile phone offenses by year

- **Summer 2024:** 2,145 penalties were issued to students for offenses involving mobile phones and other communication devices, which accounted for 41.4% of all student malpractice cases.
- **Summer 2023:** 2,180 penalties were issued for mobile phone offenses, making up 44.5% of all student malpractice cases.

## Consequences of a mobile phone offense

Possession of a mobile phone or other unauthorized device is considered malpractice, even if it is switched off and a student claims they forgot it was there. The potential consequences include: ⓘ

- A formal warning
- Loss of marks on a paper or for the entire subject
- Disqualification from a subject or all qualifications ⓘ





## Learning and revision made simple

Smash your study goals with Access GCSEPod! Our platform is your ultimate companion for staying ahead in school and acing your exams. With smart tools tailored for your secondary school journey, you'll have everything you need to boost your grades and confidence. Did you know? Students using Access GCSEPod typically achieve 1.5 grades higher per subject than those who don't.

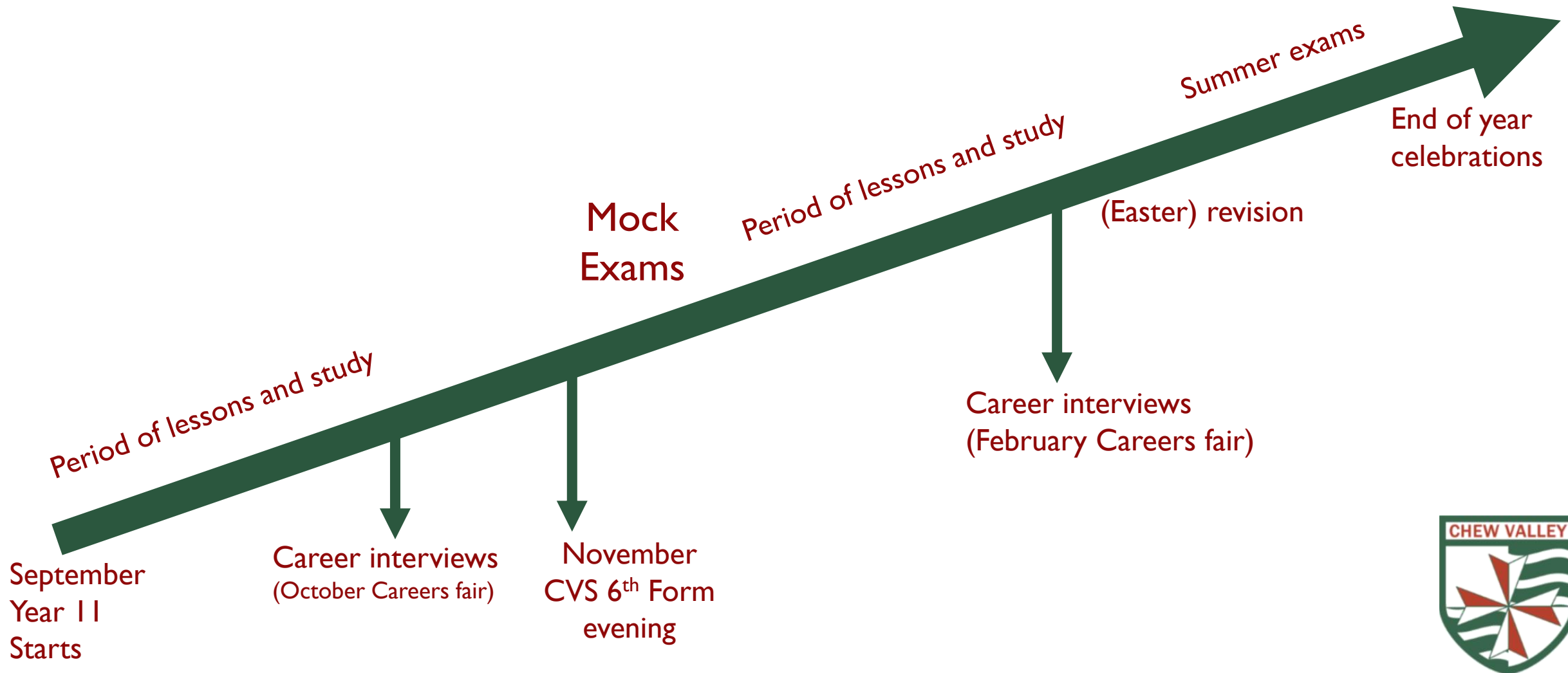


# Easter Revision Camp

- Tuesday 7<sup>th</sup> April – Thursday 9<sup>th</sup> April
- Core focus
- Small charge
- Mr Jones will lead on this



# Flow of the Year – overview



# National Picture



- National grading system
- Full JCQ rules
- Same as 2019
- No SATS



Results day: Thursday 20<sup>th</sup> August

# National Picture

## How the new grades compare with the old ones

Old grades	New grades
A*	9
A	8
B	7
C	6 5 STRONG PASS 4 STANDARD PASS
D	3
E	2
F	1
G	1
U	U



# Great Grades and Great People



Greater than 80

